

# Step-by-Step: Booking Your First Pet Sitter in Mumbai on ZoodleApp

Finding a trusted pet sitter in Mumbai can feel overwhelming—especially when you're leaving your furry friend for the first time. With over 30 million pets in urban Indian households and Mumbai being one of India's largest metro cities with a rapidly growing pet parent community, the demand for reliable pet care services has never been higher.

ZoodleApp supports a growing network of 7,000+ verified pet sitters across major metro and tier-1 cities, and just last month, 50+ pet parents in Mumbai successfully booked local sitters through the platform. ZoodleApp makes pet care simple and stress-free by connecting Mumbai pet parents with verified, caring pet sitters right in their neighborhood.

This complete guide walks you through every step of booking your first pet sitter in Mumbai using ZoodleApp, so you can travel or focus on work with complete peace of mind knowing your pet is in safe hands.

## Why Mumbai Pet Parents Choose ZoodleApp

Mumbai's pet care market is growing rapidly as part of India's ₹5,000 crore pet economy, expected to cross ₹10,000 crore by 2028. With busy work schedules, frequent travel, and compact urban living, Mumbai pet parents increasingly prefer professional, home-based pet care.

ZoodleApp connects you with verified sitters across Andheri, Bandra, Powai, Borivali, Malad, Goregaon, Thane, Navi Mumbai, and many more neighborhoods.

## Key Benefits of ZoodleApp

- Verified pet sitters with background checks and insurance
- Secure in-app chat and payments
- Real-time photo and video updates
- Flexible services including Boarding, Drop-in visits, House sitting, Daycare and Dog walking

## Complete Step-by-Step Guide to Booking a Pet Sitter in Mumbai

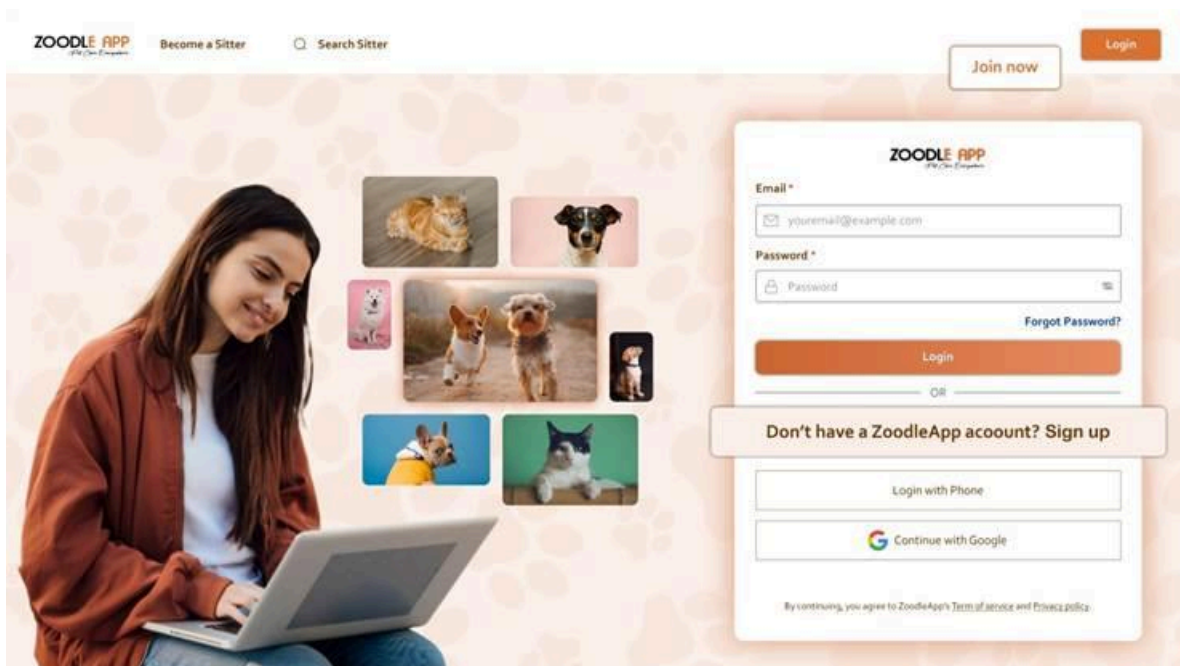
Step 1: Visit [www.zoodleapp.com](http://www.zoodleapp.com)

Go to [www.zoodleapp.com](http://www.zoodleapp.com) or download the Android app from Google Play.



## Step 2: Login or Sign Up

Tap “Sign Up” using your email, phone number, and Mumbai location—or log in if you already have an account.



## Step 3: Switch Your Profile to Pet Parent

In your profile settings, select Pet Parent to unlock booking features.

**ZOODLE APP**  
Pet Care Everywhere

John

Basic Info Phone Number

### Personal Info

**Profile Photo**  
This is the first photo pet owner will see. We recommend using a well-lit, clear photo of your face (without sunglasses) whereas this is the Parent profile page.

**First Name \***

**Last Name \***

**Date Of Birth \***

**Gender \***  Male  Female  Other

**Email \***

**Secondary Email**

**Referral Code (If any)**

### Add Addresses

**Address Line 1 \***

**Address Line 2**

**City \***

**State or Province \***

**Zip/Postal/Postcode \***

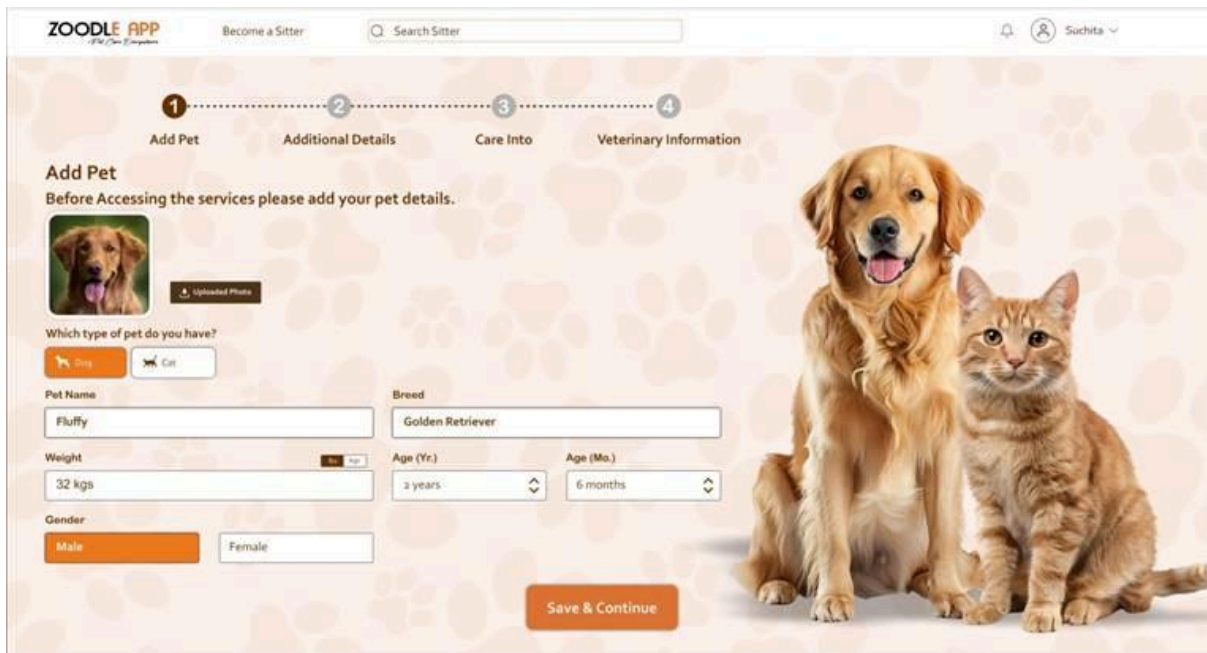
**Country \***

## Step 4: Add Your Pet's Details

Fill in your pet's:

- Name
- Age
- Breed
- Size
- Temperament
- Vaccination status
- Medical conditions or special needs

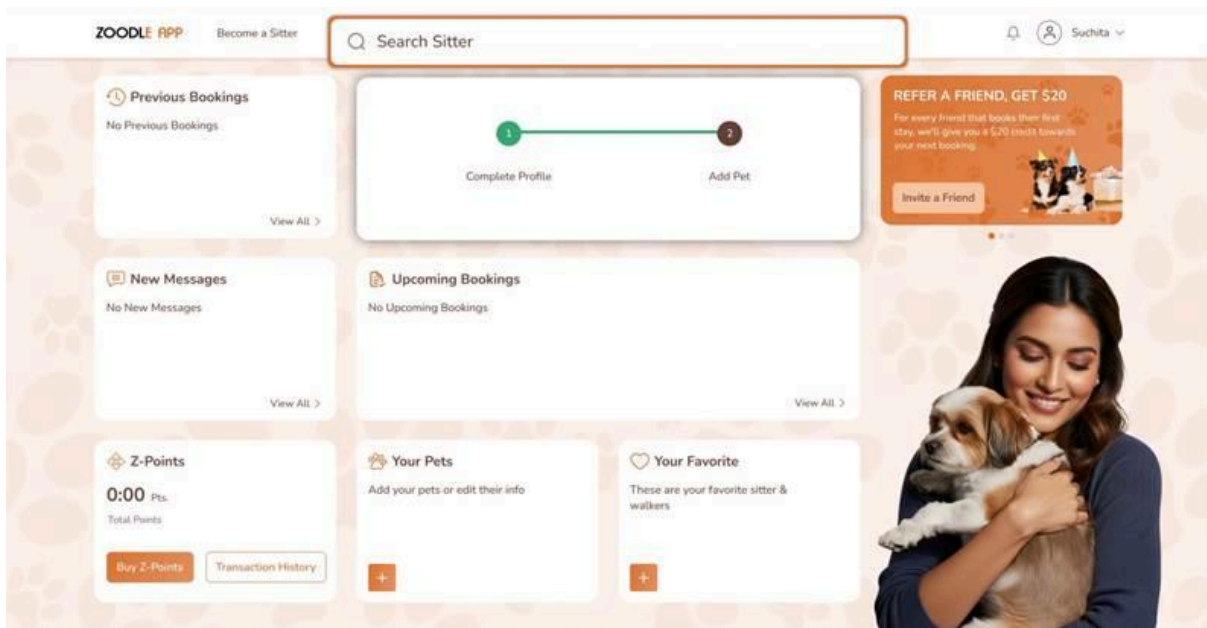
A complete profile helps sitters provide safe and personalized care.



The screenshot shows the 'Add Pet' form in the Zoodle App. At the top, there's a progress bar with four steps: 1. Add Pet, 2. Additional Details, 3. Care Info, and 4. Veterinary Information. The 'Add Pet' step is currently active. The form includes a photo upload section with a placeholder image of a dog and an 'Upload Photo' button. Below this, there are radio buttons for 'Dog' (selected) and 'Cat'. The form fields include: Pet Name (Fluffy), Breed (Golden Retriever), Weight (32 kgs), Age (3 years), Age (Mo.) (6 months), and Gender (Male selected, Female unselected). A 'Save & Continue' button is at the bottom right. A large image of a golden retriever and a ginger cat is on the right side of the form.

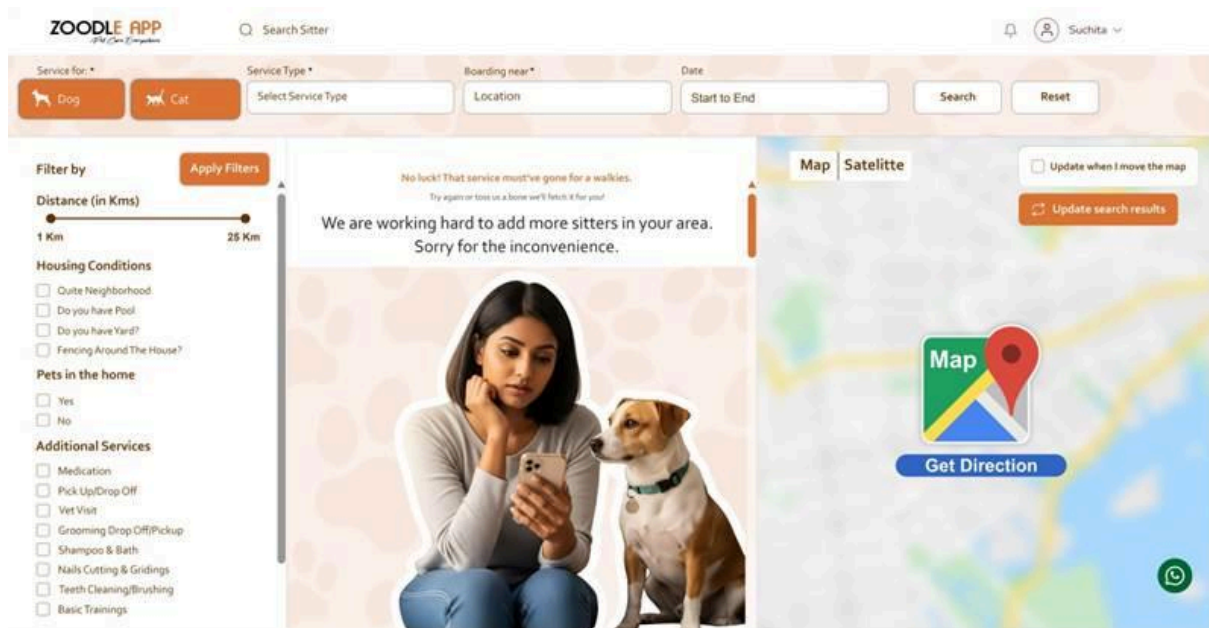
## Step 5: Tap the Search Icon

Tap the search icon on the home screen to begin searching for sitters.



## Step 6: Choose Pet Type

Select Dog or Cat to find sitters experienced with your pet type.



## Step 7: Choose Service Type

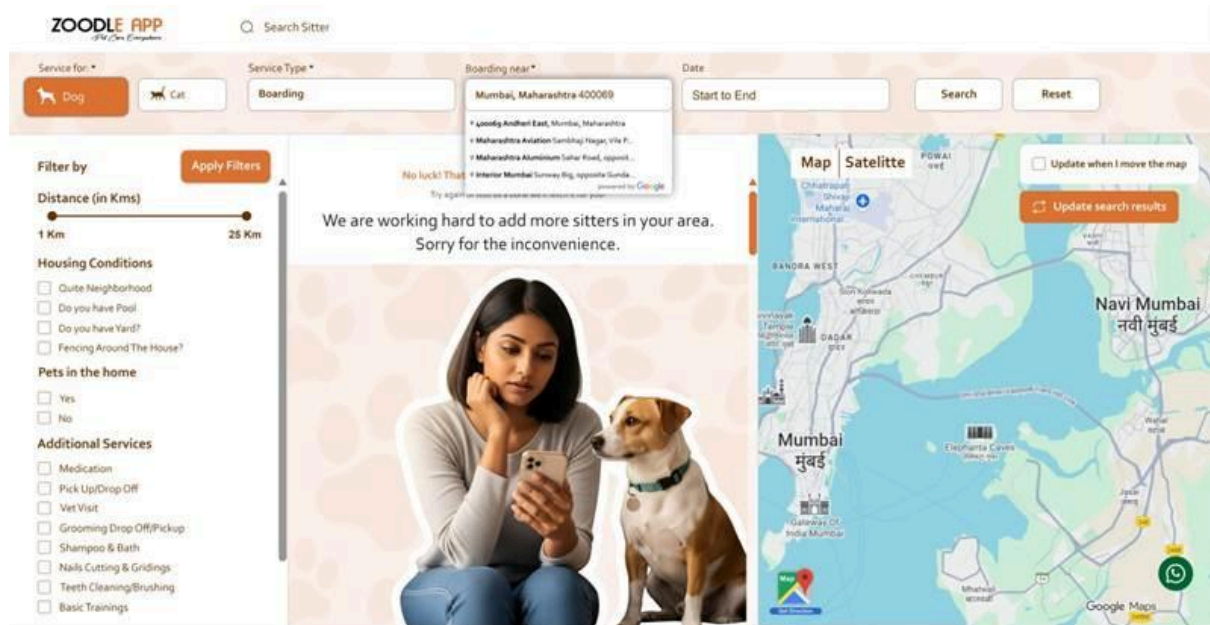
Available services include:

- Boarding (overnight stays)
- Drop-in visits (feeding and playtime)
- House sitting (full-time care at your home)
- Daycare (daytime supervision and socialization)
- Dog walking (hourly or daily walks)



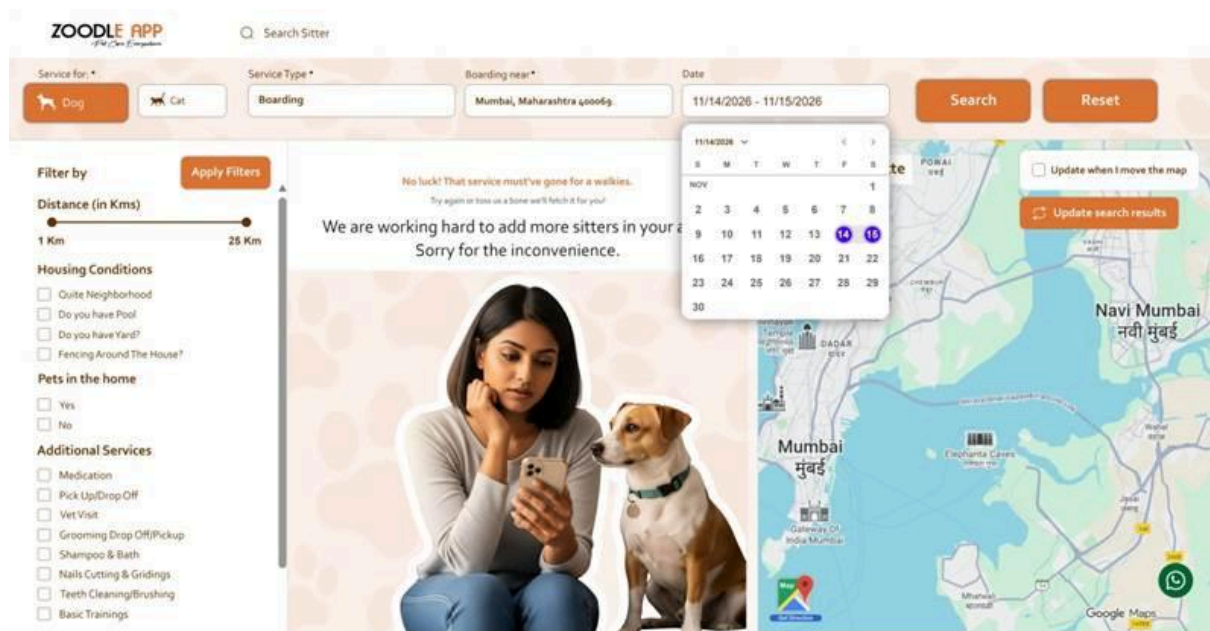
## Step 8: Enter Your Location in Mumbai

Type your exact area (e.g., Andheri West, Bandra East, Powai, Chembur) to find nearby sitters and faster responses.



## Step 9: Select Dates and Search

Choose start and end dates, then tap Search to view available sitters.

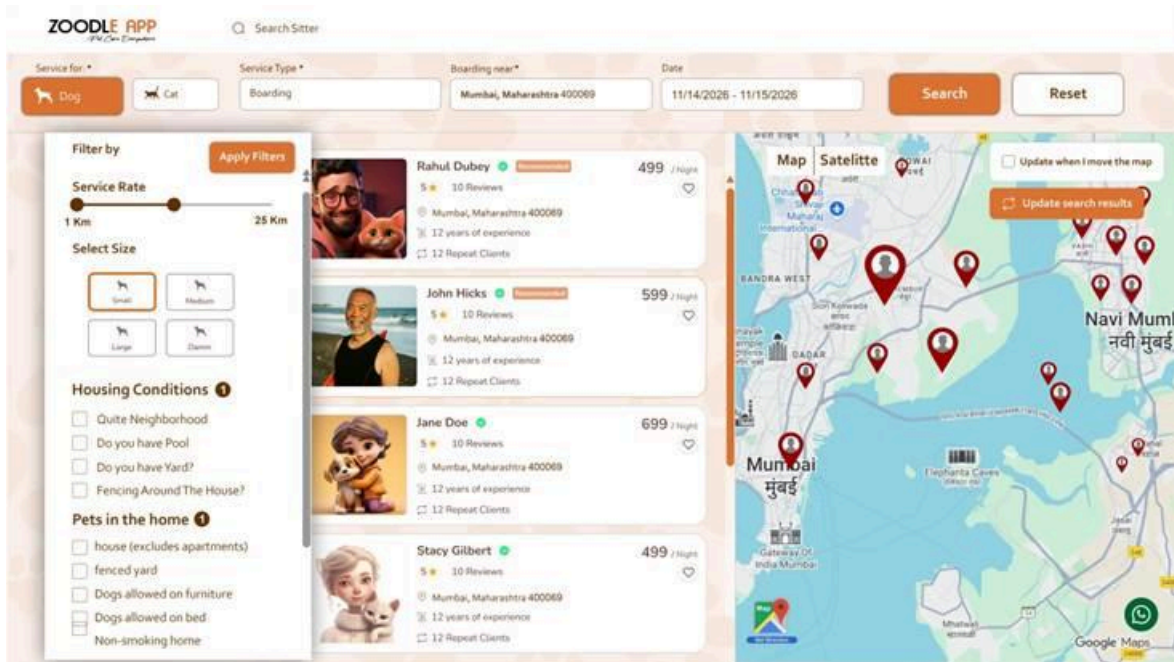


## Step 10: Apply Filters (Optional)

Refine your search by:

- Price (₹500–₹2,500 per visit)
- Ratings (4+ stars)
- Experience level
- Response rate

- Special skills (medical care, senior pets, puppies)

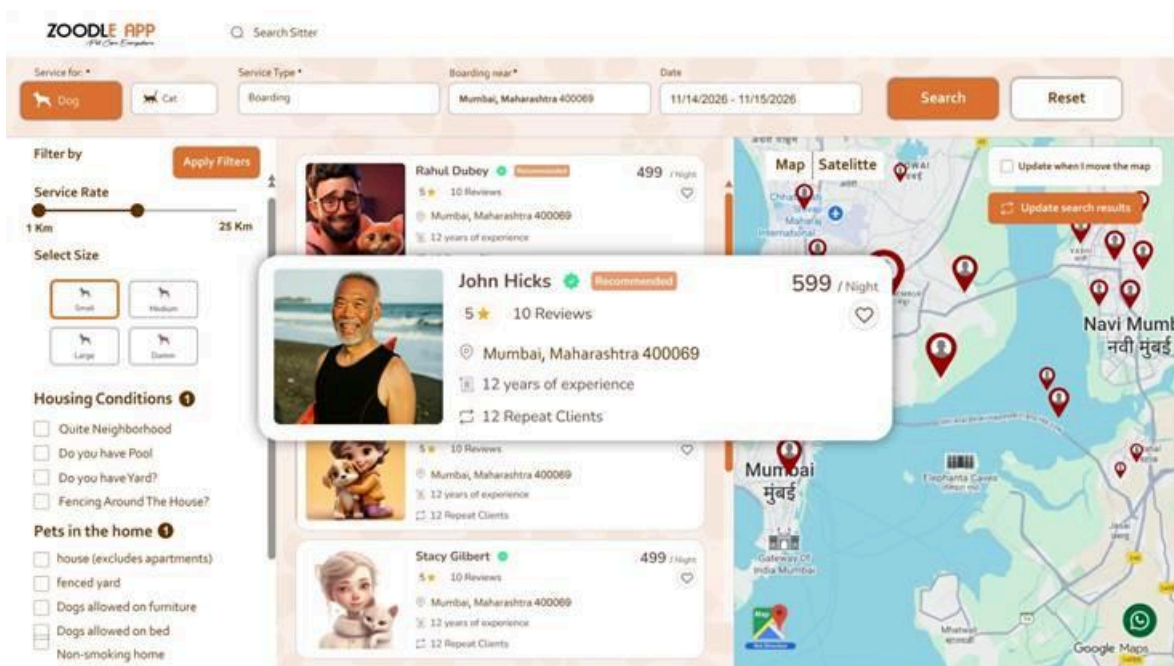


## Step 11: Choose the Right Sitter

Review sitter profiles for:

- Experience and certifications
- Ratings and reviews from Mumbai pet parents
- Response rate (90%+ recommended)
- Services offered
- Distance from your location

Shortlist 2–3 sitters before making your final choice.



## Step 12: Chat or Book

Use secure in-app chat to:

- Ask questions
- Request a meet-and-greet
- Discuss routines and emergency protocols

Finding a trusted pet sitter in Mumbai is easy with **ZoodleApp**. This guide helps you book verified, reliable pet sitters, ensuring safe, personalized care for your pet while you travel or work stress-free. [Read more](#)